

# America's #1 Lift Chair Brand

GOLDEN  
**Cloud+**<sup>TM</sup>

Available with **NEW Nirvana™**  
**Swedish Air Massage with**  
**HeatWave™ Technology!**



**NIRVANA**<sup>TM</sup>  
SWEDISH MASSAGE

**The Cloud+**

PR511

*Shown in Brisa® Coffee Bean  
with Optional Tablet Holder*

 **GOLDEN**

POSITIONING YOU FOR LIFE

*All Golden lift chairs are Class II Medical Devices.*



Rich Golden pictured with his children, third generation Golden Team Members! Pictured left to right: Rich Jr., Alyssa, Rich & Mike.

### A MESSAGE FROM RICH GOLDEN, CEO

Since 1985, we have produced power lift and reclining chairs that push the boundaries of expectation. My father, Robert Golden, Sr. and his friend, Fred Kiwak, had a shared vision to build the most advanced, comprehensive, and comfortable chairs ever created to serve the medical market with a mission to "Build It Right The First Time," a commitment that still holds true today.

Learn about our patented positioning options and seating technology to understand why you will have the best comfort experience of your life! MaxiComfort® Positioning created the original Zero Gravity lift recliner. Our Twilight Tilt Technology was the first to offer the ability to elevate your legs above the heart while evenly distributing bodyweight between the seat and back.

Golden is the only lift chair manufacturer to offer a Straight Lift option designed to allow for other safe transfer options with the aid of a caregiver by lifting straight up instead of tilting forward when getting in and out of the chair. Plus, our SmartTek® Diagnostic System, standard on all Golden recliners, uses LED lights to help diagnose the electrical health of the chair.

We are proud to manufacture America's favorite power lift recliners - for your family, and ours.



Scan to learn more about Golden

# Golden Quality

GOLDEN'S POWER LIFT RECLINERS ARE AMERICA'S #1 BRAND!

## 1 STRONGEST IN THE INDUSTRY

- Northern maple or a blend of furniture grade hardwood frame on all stress points
- Double doweled at stress points
- Reinforced mitre blocks
- Stapled and glued

## 2 SUPER SUPPORTIVE

- Hand-blown, overstuffed, conjugated microfiber dacron fill

## 3 POCKETED COIL SEATING

(Standard on most models.)

## 4 LONG LASTING SEAT SPRINGS

- 5 standard, 8-gauge springs

## 5 STRONG & LONG LASTING

- 9-gauge steel scissor mechanism

## 6 STABILITY & SUPPORT

- Adjustable anti-skid feet, rear landing legs\*
- (\*Available on select models.)



## OUR VISION...

To build the most innovative and comfortable products that put you and your family's lives in motion.

All Golden lift chairs are Class II Medical Devices.

# Golden Comfort

Golden's patented "Comfort Zones" have revolutionized how consumers think about comfort positioning. These are exclusive, adjustable and supportive zones to offer a stress-free recline experience. Take a test drive and feel how you'll increase your body's wellness and optimize the feeling of comfort.



**Zone 1** helps provide ergonomic relief to the muscles and joints in your lower body with the four-way motion of the seat and adjustable footrest.



**Zone 2** allows stress and strain to be released from your upper body by adjusting the backrest to suit your needs. This combined with Zone 1 creates our PATENTED MaxiComfort® Positioning.



**Zone 3** helps relieve strain or tension with an adjustable headrest that supports the natural positioning of your neck, shoulders and spine.



**Zone 4** offers adjustable lumbar support to help take pressure off your spine while giving your lower back muscles a chance to rest and rejuvenate.



**Zone 5** helps to encourage circulation, release muscle tension and alleviate joint pain with the first-of-its-kind, PATENTED Twilight Tilt Technology. Experience unparalleled comfort and a sensation of weightlessness like never before!

*Comfort Zone*™  
by GOLDEN


FDA Class II Medical Devices designed by Golden Technologies are intended to assist persons with physical disabilities.

Scan to learn  
more about  
Comfort Zones!



# Golden Innovation

Golden holds multiple **PATENTS** on our technology, allowing us to offer an **EXCLUSIVE** comfort experience.



**THE ORIGINAL Lift Chair with PATENTED MaxiComfort® Positioning**



**The ORIGINAL Lift Chair with PATENTED Twilight Tilt Technology**



**The ONLY Lift Chair with PATENTED SmartTek® Diagnostic System**

*(Standard on all models.)*



**The ONLY Lift Chair with Straight Lift Option for Safe Transfer**

*(Standard on all models.)*



# Elevate Your Wellness & Comfort

WITH **NIRVANA™ SWEDISH AIR MASSAGE**  
WITH **HEATWAVE™ FULL-BODY FAR INFRARED THERAPY**

*EXCLUSIVELY BY GOLDEN*



**NIRVANA™**  
SWEDISH MASSAGE





**NIRVANA™**  
SWEDISH MASSAGE

EXCLUSIVELY BY GOLDEN

RELAXES | ELONGATES | SOOTHES



Represents  
Nirvana™ areas.

Represents  
Heat Therapy areas.



**Nirvana™ inflating Swedish air massage chambers - found ONLY at Golden!**

NIRVANA



Scan for video.



**NIRVANA™**  
SWEDISH MASSAGE

### What is Nirvana™ Swedish Air Massage?

Nirvana delivers a gentle, full-body soft tissue Swedish massage with **ten air chambers that target over 500 square inches of your body**. It features separate massage and heat controls for your lumbar, glutes, and hamstrings plus two modes for soothing or stretching massage, allowing you to adjust and customize your comfort level for total mind and body wellness.

### See It. Feel It. Believe It.

Visit your local authorized retailer for a live demo of Cloud+. This patented technology is available ONLY on Golden Powered Lift Recliners.



**HEAT WAVE™**  
TECHNOLOGY

### What is HeatWave™ Technology?

This innovative technology uses invisible Far Infrared light waves to deliver therapeutic warmth from your shoulders to your feet, that penetrates up to three inches into body tissue. It can help reduce inflammation, relieve joint pain, alleviate muscle tension, improve circulation, and support injury recovery, all without harmful Ultraviolet light waves.



RELAXES | ELONGATES | SOOTHES

### Healthy Benefits of Nirvana™ Swedish Air Massage with HeatWave™ Technology

The soothing Swedish massage and deep penetrating Far Infrared heat work together to **relax and elongate muscles, relieving stiffness that can result from prolonged sitting**. This combination of therapies will transport your mind and body into a state of bliss, restoring your body from the inside out. Using Nirvana and HeatWave Technologies together promotes deeper relaxation, a more restful sleep, and helps the body to have a calmer response to stress throughout your busy days.



Power Headrest



Power Lumbar



The Rejuvenate position resulted in a **22% reduction** in pressure compared to the seated position.



*Sitting for long periods of time can often cause discomfort due to the constant pressure on your lower body. With the simple touch of a button, redistribute your weight and give your lower body a chance to rejuvenate.*

**Our Patented Rejuvenate Position:**

- Shifts pressure from your seat to your back
- Relieves any pressure points from prolonged sitting
- Encourages circulation, allowing your lower body to rest and repair

**Power Lift Recliners with Patented Twilight Technology in Rejuvenate Position**

**PRESSURE MAPPING**

Seated Position

Rejuvenate Position



Only available on chairs with Twilight Technology.

# The Cloud™

## ONE CHAIR STYLE, THREE SIZES, UP TO FIVE ADJUSTABLE COMFORT ZONES

The Cloud™ offers unparalleled comfort with a uniquely contoured memory foam chaise pad and ergonomic seating system designed for long-term support and relaxation. Our custom bucket seat, plush backrest, and high-density memory foam arm pillows ensure the ultimate in relaxation. Positioning options are endless with our patented 5-Zone Twilight Tilt Technology and positioning, adjustable headrest, and lumbar support – all easily managed by our exclusive programmable AutoDrive™ hand control.

PR515, PR517  
& PR510  
Standard Fabrics:



The PR515 & PR517 come with articulating headrest and lumbar.

The Cloud™  
PR515  
Medium/Large  
Shown in Brisa®  
Coffee Bean\*



### TWILIGHT

The Cloud™ PR515-SME & PR515-MLA  
5-Zone with Twilight® Technology & MaxiComfort® Positioning



Upgrade the PR515 with HeatWave™ Technology or Deluxe Therapeutic Heat & Vibrating Massage.



The Cloud™ PR517-MLA  
4-Zone with MaxiComfort® Positioning



Upgrade the PR517 with HeatWave™ Technology or Deluxe Therapeutic Heat & Vibrating Massage.



600 lb. weight capacity on the NEW PR510-MXW!  
The Cloud™ PR510-SME, PR510-MLA & PR510-MXW  
2-Zone with MaxiComfort® Positioning



Upgrade the PR510 with HeatWave™ Technology or Deluxe Therapeutic Heat & Vibrating Massage. HeatWave excluded on the PR510-MXW.

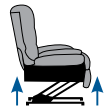
Calypso (TCP)

Camel (TCM)

Hazelnut (THA)

Shiraz (TSZ)

Sterling (TST)



Straight Lift  
Standard on  
All Models



Small/Medium



Medium/Large



Medium Wide  
(PR510 Only)



Scan for video.



Scan for video.

\*Upcharge applies  
on Brisa® fabric.

All Golden lift chairs are  
Class II Medical Devices.

Power  
Headrest



Power  
Lumbar



The Rejuvenate position resulted in a **22% reduction** in pressure compared to the seated position.

The Cloud™  
PR527  
Shown in Slate



Sitting for long periods of time can often cause discomfort due to the constant pressure on your lower body. With the simple touch of a button, redistribute your weight and give your lower body a chance to rejuvenate.

**Our Patented Rejuvenate Position:**


- Shifts pressure from your seat to your back
- Relieves any pressure points from prolonged sitting
- Encourages circulation, allowing your lower body to rest and repair

**Power Lift Recliners with Patented Twilight Technology in Rejuvenate Position**

**PRESSURE MAPPING**

Seated Position

Rejuvenate Position



Only available on chairs with Twilight Technology.

# The Cloud™

## ONE CHAIR STYLE, TWO SIZES, UP TO FIVE ADJUSTABLE COMFORT ZONES

The Cloud™ luxury power lift recliner blends classic design with innovative features like an ultra-plush, overstuffed bucket-back, memory foam arm pillows and a uniquely contoured memory foam bucket seat that cradles your hips and encourages healthy posture. Positioning options are endless with our 5-zone positioning system, which includes our patented Twilight Technology, patented MaxiComfort® positioning, adjustable headrest, and lumbar support. Upgrade your comfort and wellness experience by adding our Nirvana™ Swedish Air Massage with full-body, Far Infrared HeatWave™ Technology or Deluxe Heat and Vibrating Massage.



**NEW  
BACK  
DESIGN**



The PR527 comes with articulating headrest and lumbar.

The Cloud™  
PR527  
Small/Medium  
Shown in Ink



### TWILIGHT


The Cloud™ PR527-SME & PR527-MLA  
5-Zone with Twilight® Technology & MaxiComfort® Positioning



Upgrade the PR527 with Nirvana™ Swedish Massage with HeatWave™ Technology, HeatWave Technology only, or Deluxe Therapeutic Heat & Vibrating Massage.

**NEW  
PATTERN!**

### PR527 Standard Fabrics:



Straight Lift  
Standard on  
All Models



Small/Medium

Medium/Large



Scan for video.



Scan for video.

\*Upcharge applies on Brisa® fabric.

All Golden lift chairs are Class II Medical Devices.

Power  
Headrest



Power  
Lumbar



The EZ Sleeper™ Slim  
PR764  
Shown in Lagoon

The Rejuvenate  
position resulted in a  
**22% reduction**  
in pressure compared to  
the seated position.



Sitting for long periods of time can often cause discomfort due to the constant pressure on your lower body. With the simple touch of a button, redistribute your weight and give your lower body a chance to rejuvenate.

Our Patented Rejuvenate Position:

- Shifts pressure from your seat to your back
- Relieves any pressure points from prolonged sitting
- Encourages circulation, allowing your lower body to rest and repair

Power Lift Recliners with Patented  
Twilight Technology in Rejuvenate Position

**PRESSURE MAPPING**

Seated Position

Rejuvenate Position



Only available on chairs with Twilight Technology.

# The EZ Sleeper™

## TWO CHAIR STYLES, TWO SIZES, UP TO FIVE ADJUSTABLE COMFORT ZONES

The EZ Sleeper features a modern look with a tailored back and stylish track arm design, while the plush chaise pad and pocketed coil spring seat provide hours of unmatched comfort. Positioning options are endless with our patented 5-Zone Twilight Tilt Technology and positioning, adjustable headrest, and lumbar support – all easily managed by our exclusive programmable AutoDrive™ hand control.



**The EZ Sleeper™ Slim PR764**  
Shown in Sparrow



### TWILIGHT

**The EZ Sleeper™ PR761-MLA**  
**The EZ Sleeper Slim PR764-MED**  
5-Zone with Twilight Technology & MaxiComfort® Positioning



**The EZ Sleeper Slim PR750-MED**  
4-Zone with MaxiComfort® Positioning



Upgrade the **PR761, PR764 & PR750** with HeatWave™ Technology or Deluxe Therapeutic Heat & Vibrating Massage.



Upgrade the **PR764 & PR750** with NEW Nirvana™ Swedish Air Massage with HeatWave™ Technology.



Straight Lift  
Standard on  
All Models



Medium/Large  
PR761



Medium  
PR750 & PR764

AUTODRIVE



Scan for video.

TWILIGHT



Scan for video.

PR750, PR761  
& PR764  
Standard Fabrics:



Calypso (TCP)



Camel (TCM)



Hazelnut (THA)



Shiraz (TSZ)



Sterling (TST)

\*Upcharge applies  
on Brisa® fabric.

All Golden lift chairs are  
Class II Medical Devices.

# Elevate Your Senses

INTRODUCING the NEW

# GOLDEN Cloud+™

Available with **NEW Nirvana™ Swedish Air Massage with HeatWave™ Technology!**



**NIRVANA™**  
SWEDISH MASSAGE



**HEAT WAVE™**  
TECHNOLOGY

*Nirvana™ inflating Swedish air massage chambers.*

Represents  
Nirvana™ areas.

Represents  
Heat Therapy areas.



**The Cloud+  
PR511**

*Shown in Brisa® Coffee Bean\*  
in size Medium.*

*Model "Bette" is 5'6" tall.*

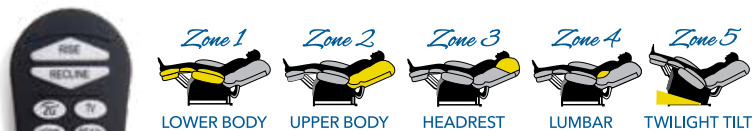


PROUDLY MADE  
BY AMERICANS  
with Domestic & Imported Materials

# The Cloud+

**ONE CHAIR STYLE, FOUR SIZES, UP TO FIVE ADJUSTABLE COMFORT ZONES**

The Cloud+ with NIRVANA™ Swedish Air Massage & HeatWave™ Technology offers the **MOST THERAPEUTIC COMFORT**, the **MOST FEATURES** and **CONVENIENT ACCESSORIES** (see next page) than any powered lift recliner on the market! You'll appreciate limitless adjustability options with our 4-Zone Comfort Zone positioning system, featuring our patented MaxiComfort® Positioning to provide customizable comfort with adjustable footrest, backrest, headrest, and lumbar support – all easily managed by our exclusive AutoDrive™ hand control.



## TWILIGHT

### The Cloud+ PR525-SMA, MED & LAR

5-Zone with Twilight® Technology & MaxiComfort® Positioning



Upgrade the **PR525** with Nirvana™ Swedish Massage with HeatWave™ Technology, HeatWave Technology only, or Deluxe Therapeutic Heat & Vibrating Massage.



### The Cloud+ PR511-SMA, MED, MXW & LAR

4-Zone with MaxiComfort® Positioning

*Gel-infused chaise pad!*



Upgrade the **PR511** with Nirvana™ Swedish Air Massage with HeatWave™ Technology.



The Cloud+ PR511  
Shown in Brisa® Coffee Bean\*

See Next Page for Standard & Optional Features & Accessories!

PR511 & PR525 Standard Fabrics:

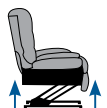
Calypso (TCP)

Camel (TCM)

Hazelnut (THA)

Shiraz (TSZ)

Sterling (TST)



Straight Lift Standard on All Models



Small

Medium

Medium Wide (PR511 Only)

Large

NIRVANA



Scan for video.

ACCESSORIES



Scan for video.

CLOUD+



Scan for video.

\*Upcharge applies on Brisa® fabric.

All Golden lift chairs are Class II Medical Devices.

# Elevate Your Senses

## STANDARD & OPTIONAL ACCESSORIES

Using these convenient accessories, you will **SEE** better, **HEAR** clearer, **TASTE** elegantly, **SMELL** refreshing scents – and at the **TOUCH** of a button – find restful and rejuvenating positions that deliver multi-sensory, stimulating experiences!

**SEE**  
better



Enjoy easy reading with the **Adjustable Headrest, LED Reading Light, Flex Light** or video chat with the convenient, hands-free **Tablet Holder + Charger**

**HEAR**  
clearer



Tune in and turn it up with the **Lighted Bluetooth Audio Speaker**

**TASTE**  
elegantly



Flavor at your fingertips with the **Drink Holder & Butler Tray Table, Stem Glass Holder** and **Illuminated Multicolored Bowl**

**SMELL**  
refreshing scents



Wind down and relax with aromatherapy using the **Essential Oil Diffuser**

Patented comfort at the **TOUCH** of a button



**Feel** our buttery soft fabrics while transporting your body into any rejuvenating position using our exclusive **AutoDrive™ Hand Control**

# The Cloud+

## THE CLOUD+ STANDARD & OPTIONAL ACCESSORIES

### STANDARD FEATURES & ACCESSORIES INCLUDED

(See diagram & images below.)

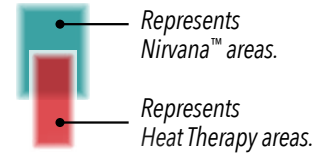
- Dual Under-Arm Storage Compartments
- USB Charging Port
- Power Port
- Wireless Phone Charger
- Drink Holder
- LED Reading Light
- Butler Tray Table
- Side Storage Port for Butler Table



### OPTIONAL FEATURES & ACCESSORY UPGRADES

(See diagram & images below.)

- Nirvana™ Swedish Air Massage with HeatWave™ Technology
- Cooling Fan
- Flex Light
- Bluetooth Speaker
- Illuminated Multicolored Bowl
- Tablet Holder & Charger
- Essential Oil Diffuser
- Stem Glass Holder



Scan for video.

ACCESSORIES



Scan for video.

### STANDARD OPTIONS



### OPTIONAL UPGRADES



# America's Favorite Lift Chair for Over 20 Years!



The Comforter  
PR535  
Shown in Anchor



 GOLDEN



Pat M. | Google Review

*"The PR535 is an upgraded and better version of the 15-year-old chair we purchased for my mother. It is comfortable, quiet, and very well constructed. We love our new Golden chair."*

PROUDLY MADE



BY AMERICANS

with Domestic & Imported Materials

# The Comforter

**ONE CHAIR STYLE, FOUR SIZES, UP TO TWO ADJUSTABLE COMFORT ZONES**

**SMALL TO TALL, WE BUILD THEM ALL!** Our long-standing, small-to-tall sized collection of power lift recliners now features a contemporary design and plush fabric offerings! You'll notice our popular Comforter Series in a whole new light. The PR545 features our patented Twilight Tilt Technology and exclusive Zero Gravity Plus (ZG+) position.



**The Comforter**  
PR535  
Shown in Port



**PR535-PSA, PR535-MED, PR535-LAR & PR535-TAL**  
2-Zone with MaxiComfort® Positioning



Upgrade with Deluxe Therapeutic Heat & Vibrating Massage.



**PR531-PSA, PR531-MED, PR531-LAR & PR531-TAL**  
1-Zone for Convenient Lift & Recline



Upgrade with Deluxe Therapeutic Heat & Vibrating Massage.

**PR535 & PR531**  
Standard Fabrics:



Straight Lift  
Standard on  
All Models



Petite / Small



Medium



Large



Tall

**small to TALL**  
WE BUILD THEM ALL

AUTODRIVE



Scan for video.  
Excludes PR531

All Golden  
lift chairs  
are Class II  
Medical  
Devices.

# The Comforter Wide

**ONE CHAIR STYLE, FIVE SIZES, UP TO TWO ADJUSTABLE COMFORT ZONES**

A **Comforter Wide** is perfect for those who need more space between the armrests. Constructed using the highest quality components for reliable, steady lifting and reclining, these chairs offer a weight capacity of up to 600 lbs.

All Golden lift chairs are Class II Medical Devices.

**PR535 & PR531  
Standard Fabrics:**

Anchor (EAC)

Bittersweet (EBS)

Oxford (EOX)

Port (EPO)

Sandstorm (ESS)



**The Comforter Wide**  
PR535-MXW  
Shown in Oxford



**600 lb. Weight Capacity on the NEW PR535-LXW!  
PR535-MXW & -LXW**  
2-Zone with MaxiComfort® Positioning



Upgrade with Deluxe Therapeutic Heat & Vibrating Massage.



**PR531-SXW, -MXW & -TALL WIDE TXW**  
1-Zone for Convenient Lift & Recline



Upgrade with Deluxe Therapeutic Heat & Vibrating Massage.

**small<sup>to</sup>TALL**  
WE BUILD THEM ALL



Straight Lift  
Standard on  
All Models



**Small Wide**  
PR531-SXW  
375 lb. Capacity



**Medium Wide**  
PR531-MXW  
500 lb. Capacity



**Tall Wide**  
PR531-TXW  
500 lb. Capacity



**Medium Wide**  
PR535-MXW  
500 lb. Capacity



**Large Wide**  
PR535-LXW  
600 lb. Capacity

AUTODRIVE



Scan for video.  
Excludes PR531

# The Relaxer

**ONE CHAIR STYLE, THREE SIZES, TWO ADJUSTABLE COMFORT ZONES**


The Relaxer is the original MaxiComfort® power lift recliner. This chair features a luxurious three-pillow waterfall back with individual zippers for customizable comfort to relieve pressure and improve circulation. A full chaise pad provides lower body and leg support, all controlled easily by the— all easily managed by our exclusive AutoDrive™ hand control.




Customize your comfort by adjusting the fill in the zippered waterfall back!



**PR766 SMA, MED & LAR**  
2-Zone with MaxiComfort® Positioning

 Upgrade with Deluxe Therapeutic Heat & Vibrating Massage.

PR766  
Standard Fabrics:



Camel (TCM)




Hazelnut (THA)



Shiraz (TSZ)



Sterling (TST)



**The Relaxer**  
PR766  
Shown in Brisa® Coffee Bean\*



Straight Lift  
Standard on  
All Models



Small

Medium

Large



Scan for video.

\*Upcharge applies on Brisa® fabric.

All Golden lift chairs are Class II Medical Devices.



DeLuna  
SERIES

**The Titan**  
PR448  
Shown in Maple



 GOLDEN



Keith F. | Google Review

*"I received my chair as a gift and I have loved it ever since. So durable and very comfortable. I look forward each day to using it."*

# The Titan

All Golden lift chairs are Class II Medical Devices.



## ONE CHAIR STYLE, ONE SIZE, UP TO FIVE ADJUSTABLE COMFORT ZONES

The **Titan** is a stylish, modern design that provides exceptional comfort and convenient features. The streamlined arms are home to a built-in cup holder, wireless smartphone charger, and a removable table. Positioning options are endless with our patented 5-Zone Twilight Tilt Technology and positioning, adjustable headrest, and lumbar support – all easily managed by our exclusive programmable AutoDrive™ hand control.



**The Titan**  
PR449  
Shown in Acorn



**Medium**



**TWILIGHT**

**PR449-MED\***  
5-Zone with Twilight Technology  
& MaxiComfort® Positioning




**PR448-MED\***  
4-Zone with MaxiComfort® Positioning

### PR448 & PR449 Standard Fabrics:

No crossover fabrics available.



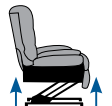
Acorn (SAC)



Graphite (SGR)



Maple (SMA)



Straight Lift  
Standard on  
All Models

AUTODRIVE



Scan for video.



Power Headrest  
& Lumbar



Cup Holder



Wireless Smart  
Phone Charger



Removable Table

\* These models were designed and engineered in Old Forge, PA, and assembled in China using Golden components.

  
*DeLuna*  
SERIES



**The Rhea**  
PR442  
*Shown in Umber*



# The Rhea

All Golden lift chairs are Class II Medical Devices.

## ONE CHAIR STYLE, TWO SIZES, UP TO FIVE ADJUSTABLE COMFORT ZONES

Escape the everyday with **The Rhea**. Featuring an overstuffed seam back, plush chaise pad, and open arm design, it includes a cup holder, two storage compartments, and a USB port for your convenience. Enjoy endless positioning options with our 4-Zone Comfort Zone positioning system, featuring our patented MaxiComfort® Positioning to provide customizable comfort with adjustable footrest, backrest, headrest, and lumbar support – all easily managed by our exclusive AutoDrive™ hand control. The Rhea comes standard with HeatWave™ Technology to deliver soothing Far-infrared therapeutic warmth from your shoulders down to your feet – ensuring ultimate relaxation.



**PR447 & PR442  
Standard Fabrics:**

No crossover fabrics available.



**The Rhea  
PR447**  
Shown in Lagoon

**Zone 1** LOWER BODY    **Zone 2** UPPER BODY    **Zone 3** HEADREST    **Zone 4** LUMBAR    **Zone 5** TWILIGHT TILT

**TWILIGHT  
PR447-MED\* & LAR\***  
5-Zone with Twilight Technology & MaxiComfort® Positioning

Standard with Nirvana™ Swedish Air Massage with HeatWave™ Technology

**Zone 1** LOWER BODY    **Zone 2** UPPER BODY    **Zone 3** HEADREST    **Zone 4** LUMBAR    **Zone 5** TWILIGHT TILT

**PR442-MED\* & LAR\***  
4-Zone with MaxiComfort® Positioning

Standard with HeatWave™ Technology.

See pages 14 & 15 for More Optional Accessories



Scan for video.



Straight Lift Standard on All Models



Medium

Large

### Standard Accessories



\* These models were designed and engineered in Old Forge, PA, and assembled in China using Golden components.

# The Dione

All Golden lift chairs are Class II Medical Devices.

## ONE CHAIR STYLE, TWO SIZES, FOUR COMFORT ZONE OPTIONS

The Dione luxury power lift recliner offers a stylish, overstuffed seamed back design, plush chaise pad, and numerous standard features to provide hours of unmatched comfort. Enjoy endless positioning options with our 4-Zone Comfort Zone positioning system, which includes our patented MaxiComfort® Positioning to provide customizable comfort with adjustable footrest, backrest, headrest, and lumbar support – all easily managed by our exclusive AutoDrive™ hand control.



### PR446 Standard Fabrics:

No crossover fabrics available.



Acorn (SAC)



Graphite (SGR)



Maple (SMA)



The Dione  
PR446  
Shown in Graphite



PR446-MED\* & LAR\*  
4-Zone with MaxiComfort® Positioning

AUTODRIVE



Scan for video.



Straight Lift  
Standard on  
All Models



Medium



Large



Power Headrest



Power Lumbar



USB Charging Port

\* These models were designed and engineered in Old Forge, PA, and assembled in China using Golden components.

# The Cambridge

All Golden lift chairs are Class II Medical Devices.



## ONE CHAIR STYLE, THREE SIZES, ONE COMFORT ZONE OPTION

The popular Cambridge power lift recliner features our exclusive hybrid sizing for a better fit. The Cambridge features a supportive biscuit backrest design and a soft comfortable seat for hours of relaxation.






**The Cambridge**  
PR401  
Shown in Calypso



**PR401-SMA\*, MED\* & LAR\***  
1-Zone for Convenient Lift & Recline

**PR401 Standard Fabrics:**  
No crossover fabrics available.



Small



Medium



Large



\* These models were designed and engineered in Old Forge, PA, and assembled in China using Golden components.

# The Elara

**ONE CHAIR STYLE, TWO SIZES, ONE COMFORT ZONE OPTION**

The Elara has a back style that provides maximum comfort in a tasteful seam design. It features a supportive chaise pad and a USB port on the hand control. Available in luxurious new fabrics to match any décor.

All Golden lift chairs are Class II Medical Devices.



**PR118**  
**Standard Fabrics:**  
 No crossover fabrics available.

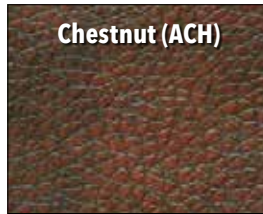



**The Elara**  
 PR118  
 Shown in Lakefront

*Zone 1* LOWER BODY  
*Zone 2* UPPER BODY  
*Zone 3* HEADREST  
*Zone 4* LUMBAR  
*Zone 5* TWILIGHT TILT

**PR118-MSM\* & LAR\***  
 1-Zone for Convenient Lift & Recline

COMFORT 1 ZONE



Medium/Small



Large



\* These models were designed and engineered in Old Forge, PA, and assembled in China using Golden components.

# Golden Offers The Highest Quality Recliner Fabrics

Renowned as the world's leading breathable performance fabrics, Brisa® and Brisa® Distressed offer unparalleled comfort and durability. These fabrics feature a supple feel, a softly textured look, and an inherent ventilation system that promotes air circulation. Brisa and Brisa Distressed are meticulously designed to exceed expectations.

**LIFETIME WARRANTY**

## Elements of Brisa

A perfectly curated palette to bring the beauty of the outdoors in.

**Earth** – Rich, organic shades celebrate our love for natural materials and ground us.



Buckskin (UBS)



Bridle (UBR)



Beet Root (UBE)



Coffee Bean (UCB)



Black Onyx (UBO)

**Water** – Timeless shades that represent the depths found in the open seas.



Cream (UCR)



Sterling Blue (USB)



Arctic (UAR)




Night Navy (UNN)




Iron (UIR)

**Wind** – From a warm, calming breeze, to a crisp gentle air, wind symbolizes renewal and healing.



Ranchwood (URW)



Saddle (USA)



Shiitake (USH)



Dill (UDI)



Celery (UCE)

**NOTE:** Please view all Golden Fabrics in person for accuracy.

\*Upcharge applies on Brisa® fabric.



## Our Luxurious Brisa® Fabric is Crafted with Takumi™ Technology

Taking its meaning from the Japanese word 'artisan', this innovative process engineers mastered performance directly into each layer - combining them into one unified system that assures enduring bond strength and longevity.

### Surface Layer

Adds extreme durability with ease of care and low maintenance. Protects from stains. Liquid and moisture repellent.

### Topskin Layer


Unique polycarbonate resins, engineered for maximum hydrolysis resistance. Quality pigments for lasting color vibrancy.

### Microfoam Layer

Polycarbonate foam structure for added comfort. High moisture transfer provides ultimate thermal comfort for body climate regulation.

### Substrate

Reinforced rayon fibers, or blends, provide dimensional stability. Superior foundation delivers high performance and upholstery ease.



Scan for video.



Scan for video.



# Power Lift Recliner Specifications

| Comfort Zones | Name                        | Model     | Weight Capacity | Overall Width | Overall Height | Seat Width | Floor to Top of Seat | Seat Depth | Seat to Top of Back | Extension Reclined from Back of Seat to End of Footrest | Heat & Vibrating Massage Option | HeatWave Option | Nirvana Massage w/ HeatWave Option | Footrest Extension Option* | Straight Lift Option |
|---------------|-----------------------------|-----------|-----------------|---------------|----------------|------------|----------------------|------------|---------------------|---|---------------------------------|-----------------|------------------------------------|----------------------------|----------------------|
| 5             | Cloud w/ Twilight           | PR515-SME | 400 lbs.        | 35.5"         | 44"            | 23.5"      | 20"                  | 18.5"      | 28"                 | 43"   | Yes                             | Yes             | No                                 | Yes                        | Standard             |
| 5             | Cloud w/ Twilight           | PR515-MLA | 400 lbs.        | 39.5"         | 46.5"          | 23.5"      | 21.5"                | 20"        | 31"                 | 43"   | Yes                             | Yes             | No                                 | Yes                        | Standard             |
| 5             | Cloud + w/ Twilight         | PR525-SMA | 400 lbs.        | 37.5"         | 43"            | 23"        | 20"                  | 19"        | 28"                 | 43"   | Yes                             | Yes             | Yes                                | Yes                        | Standard             |
| 5             | Cloud + w/ Twilight         | PR525-MED | 400 lbs.        | 37.5"         | 46"            | 23"        | 21"                  | 21"        | 30"                 | 43"   | Yes                             | Yes             | Yes                                | Yes                        | Standard             |
| 5             | Cloud + w/ Twilight         | PR525-LAR | 400 lbs.        | 39"           | 48"            | 25"        | 22"                  | 22"        | 32"                 | 44"   | Yes                             | Yes             | Yes                                | Yes                        | Standard             |
| 5             | Cloud w/ Twilight           | PR527-SME | 400 lbs.        | 38.5"         | 44"            | 23.5"      | 19.5"                | 20.5"      | 29"                 | 42"   | Yes                             | Yes             | Yes                                | No                         | Standard             |
| 5             | Cloud w/ Twilight           | PR527-MLA | 400 lbs.        | 38.5"         | 47"            | 23.5"      | 21.5"                | 22.5"      | 32"                 | 43"   | Yes                             | Yes             | Yes                                | No                         | Standard             |
| 5             | EZ Sleeper w/ Twilight      | PR761-MLA | 400 lbs.        | 34"           | 46"            | 22"        | 21"                  | 21"        | 30"                 | 43"   | Yes                             | Yes             | No                                 | Yes                        | Standard             |
| 5             | EZ Sleeper Slim w/ Twilight | PR764-MED | 400 lbs.        | 33.5"         | 45.5"          | 22.5"      | 20"                  | 22"        | 30"                 | 42"   | Yes                             | Yes             | Yes                                | No                         | Standard             |
| 5             | Titan w/ Twilight           | PR449-MED | 400 lbs.        | 38.5"         | 46"            | 20.5"      | 20.5"                | 21"        | 31"                 | 43"   | No                              | No              | No                                 | No                         | Standard             |
| 5             | Rhea w/ Twilight            | PR447-MED | 400 lbs.        | 37"           | 45"            | 22"        | 20"                  | 21"        | 29"                 | 43"   | No                              | No              | Standard                           | No                         | Standard             |
| 5             | Rhea w/ Twilight            | PR447-LAR | 400 lbs.        | 39"           | 50"            | 24"        | 21"                  | 22"        | 33"                 | 44"   | No                              | No              | Standard                           | No                         | Standard             |
| 4             | EZ Sleeper Slim             | PR750-MED | 400 lbs.        | 33.5"         | 45.5"          | 22.5"      | 20"                  | 22"        | 30"                 | 42"   | Yes                             | Yes             | Yes                                | No                         | Standard             |
| 4             | Titan                       | PR448-MED | 400 lbs.        | 38.5"         | 46"            | 20.5"      | 20.5"                | 21"        | 31"                 | 43"   | No                              | No              | No                                 | No                         | Standard             |
| 4             | Cloud                       | PR517-MLA | 400 lbs.        | 38"           | 48"            | 20"        | 20"                  | 21.5"      | 32"                 | 46"   | Yes                             | Yes             | No                                 | Yes                        | Standard             |
| 4             | Cloud+ Small                | PR511-SMA | 400 lbs.        | 37.5"         | 43"            | 23"        | 20"                  | 19"        | 28"                 | 43"   | No                              | No              | Yes                                | Yes                        | Standard             |
| 4             | Cloud+ Medium               | PR511-MED | 400 lbs.        | 37.5"         | 46"            | 23"        | 21"                  | 21"        | 30"                 | 43"   | No                              | No              | Yes                                | Yes                        | Standard             |
| 4             | Cloud+ Medium Wide          | PR511-MXW | 600 lbs         | 43.5"         | 45.5"          | 29"        | 21"                  | 22"        | 30"                 | 42.5"   | No                              | No              | Yes                                | Yes                        | Standard             |
| 4             | Cloud+ Large                | PR511-LAR | 400 lbs.        | 39"           | 48"            | 25"        | 22"                  | 22"        | 32"                 | 44"   | No                              | No              | Yes                                | Yes                        | Standard             |
| 4             | Rhea                        | PR442-MED | 400 lbs.        | 37"           | 45"            | 22"        | 20"                  | 21"        | 29"                 | 43"   | No                              | Standard        | No                                 | No                         | Standard             |
| 4             | Rhea                        | PR442-LAR | 400 lbs.        | 39"           | 50"            | 24"        | 21"                  | 22"        | 33"                 | 44"   | No                              | Standard        | No                                 | No                         | Standard             |
| 4             | Dione                       | PR446-MED | 400 lbs.        | 34"           | 43.5"          | 22"        | 20.5"                | 21"        | 28"                 | 42.5"   | No                              | No              | No                                 | No                         | Standard             |
| 4             | Dione                       | PR446-LAR | 400 lbs.        | 35"           | 46"            | 22.5"      | 22"                  | 21.5"      | 30"                 | 44"   | No                              | No              | No                                 | No                         | Standard             |
| 2             | Cloud                       | PR510-SME | 400 lbs.        | 33.5"         | 41"            | 18"        | 19"                  | 19.5"      | 27"                 | 43"   | Yes                             | Yes             | No                                 | No                         | Standard             |
| 2             | Cloud                       | PR510-MLA | 400 lbs.        | 38"           | 48"            | 20"        | 20"                  | 21.5"      | 32"                 | 46"   | Yes                             | Yes             | No                                 | Yes                        | Standard             |
| 2             | Cloud Wide Medium           | PR510-MXW | 600 lbs.        | 45"           | 48"            | 29"        | 21"                  | 22"        | 32"                 | 44"   | Yes                             | No              | No                                 | Yes                        | Standard             |
| 2             | Relaxer                     | PR766-SMA | 400 lbs.        | 34"           | 41.5"          | 18.5"      | 19.5                 | 19.5       | 26"                 | 43"   | Yes                             | No              | No                                 | No                         | Standard             |
| 2             | Relaxer                     | PR766-MED | 400 lbs.        | 36"           | 44.5"          | 20.5"      | 20"                  | 20.5"      | 28.5"               | 44"   | Yes                             | No              | No                                 | Yes                        | Standard             |
| 2             | Relaxer                     | PR766-LAR | 400 lbs.        | 38.5"         | 48"            | 22.5"      | 22"                  | 22.5"      | 29.5"               | 47"   | Yes                             | No              | No                                 | Yes                        | Standard             |
| 2             | Comforter Petite Small      | PR535-PSA | 400 lbs.        | 32"           | 40"            | 21"        | 20"                  | 19"        | 26"                 | 40"   | Yes                             | No              | No                                 | Yes                        | Standard             |
| 2             | Comforter Medium            | PR535-MED | 400 lbs.        | 32"           | 42"            | 21"        | 20"                  | 19"        | 27"                 | 41"   | Yes                             | No              | No                                 | Yes                        | Standard             |
| 2             | Comforter Large             | PR535-LAR | 400 lbs.        | 34"           | 43"            | 23"        | 21"                  | 21"        | 29"                 | 42"   | Yes                             | No              | No                                 | Yes                        | Standard             |
| 2             | Comforter Tall              | PR535-TAL | 400 lbs.        | 34"           | 48"            | 23"        | 23"                  | 21"        | 31"                 | 45"   | Yes                             | No              | No                                 | Yes                        | Standard             |
| 2             | Comforter Wide Medium       | PR535-MXW | 500 lbs.        | 38"           | 45"            | 27"        | 20"                  | 20"        | 30"                 | 43"   | Yes                             | No              | No                                 | Yes                        | Standard             |
| 2             | Comforter Wide Medium       | PR535-LXW | 600 lbs.        | 40"           | 44.5"          | 29"        | 20"                  | 21.5"      | 30"                 | 43"   | Yes                             | No              | No                                 | Yes                        | Standard             |
| 1             | Comforter Petite Small      | PR531-PSA | 400 lbs.        | 31.5"         | 40"            | 21"        | 19"                  | 19"        | 27"                 | 41"   | Yes                             | No              | No                                 | Yes                        | Standard             |
| 1             | Comforter Medium            | PR531-MED | 400 lbs.        | 32"           | 41"            | 21"        | 20"                  | 19"        | 27"                 | 41"   | Yes                             | No              | No                                 | Yes                        | Standard             |
| 1             | Comforter Large             | PR531-LAR | 400 lbs.        | 34.5"         | 44"            | 23"        | 21"                  | 20.5"      | 28.5"               | 42"   | Yes                             | No              | No                                 | Yes                        | Standard             |
| 1             | Comforter Tall              | PR531-TAL | 400 lbs.        | 34"           | 47"            | 23"        | 22.5"                | 22"        | 30.5"               | 47"   | Yes                             | No              | No                                 | Yes                        | Standard             |
| 1             | Comforter Wide Small        | PR531-SXW | 400 lbs.        | 34"           | 40.5"          | 23"        | 19.5"                | 20"        | 27"                 | 40"   | Yes                             | No              | No                                 | Yes                        | Standard             |
| 1             | Comforter Wide Medium       | PR531-MXW | 500 lbs.        | 38"           | 43.5"          | 27"        | 20.5"                | 20.5"      | 29"                 | 42"   | Yes                             | No              | No                                 | Yes                        | Standard             |
| 1             | Comforter Wide Tall         | PR531-TXW | 500 lbs.        | 40"           | 47.5"          | 29"        | 22"                  | 22"        | 32"                 | 46"   | Yes                             | No              | No                                 | Yes                        | Standard             |
| 1             | Cambridge Small             | PR401-SMA | 400 lbs.        | 31"           | 40.5"          | 20"        | 18"                  | 18.5"      | 27"                 | 41"   | No                              | No              | No                                 | No                         | Standard             |
| 1             | Cambridge Medium            | PR401-MED | 400 lbs.        | 33"           | 42.5"          | 21.5"      | 19"                  | 20.5"      | 29"                 | 41"   | No                              | No              | No                                 | No                         | Standard             |
| 1             | Cambridge Large             | PR401-LAR | 400 lbs.        | 35"           | 45.5"          | 23.5"      | 20.5"                | 22"        | 31"                 | 42"   | No                              | No              | No                                 | No                         | Standard             |
| 1             | Elara                       | PR118-MSM | 400 lbs.        | 32"           | 43"            | 21"        | 18.5"                | 21"        | 29"                 | 42"   | No                              | No              | No                                 | No                         | Standard             |
| 1             | Elara                       | PR118-LAR | 400 lbs.        | 34"           | 46"            | 23"        | 19.5"                | 21"        | 31"                 | 42"   | No                              | No              | No                                 | No                         | Standard             |

Note: Literature is current at time of printing. Golden Technologies reserves the right to make changes to the product or literature at any time.

\*May operate differently depending on model.

FDA Class II Medical Devices designed by Golden Technologies are intended to assist persons with chronic physical disabilities.

www.goldentech.com

LIT-BR-LC, Rev. E 0825